

EvaGen™ Green qPCR Master Mix

Features

- ❖ Superior gene expression results.
- ❖ Enhanced efficiency, specificity, and sensitivity.
- ❖ High throughput quantitative PCR applications.
- ❖ High resolution melt curve analysis.
- ❖ Amplification of RNA by reverse transcription-quantitative real time PCR (RT-qPCR).

Applications

- ❖ Detection of pathogenic targets with high specificity and sensitivity.
- ❖ Nucleic acid amplification and gene expression profiling.
- ❖ Genotyping and genetic variation analysis.
- ❖ Detection of viral loads.
- ❖ Detection of copy number variations.

Quality Control Assays

- ❖ **Nuclease assays:** No detectable endonuclease, exonuclease and RNase activity.
- ❖ ***E. coli* host contamination:** No *E. coli* DNA contamination was detected in qPCR with specific primers targeting 16S rRNA gene.
- ❖ **Functional assay:** EvaGen™ Green qPCR Master Mix tested extensively for its reproducible performance in critical PCR amplifications.

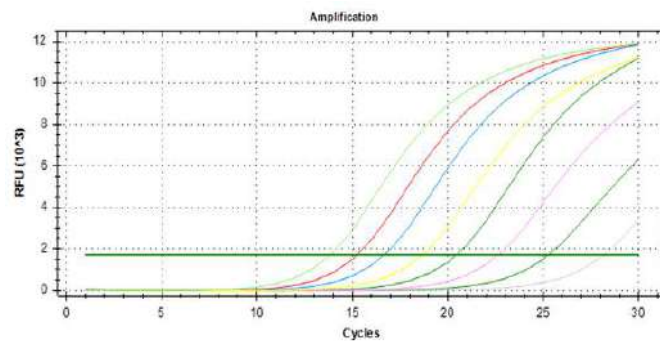
Product Description

EvaGen™ Green qPCR Master Mix is a ready-to-use 2x solution optimized for dye-based quantitative polymerase chain reaction (qPCR). The Pre-mix contains antibody-mediated hot-start DNA polymerase, dNTPs, MgCl₂, EvaGreen dye, enhancers, and stabilizers for robust fluorescent signals. EvaGreen is a fluorescent nucleic acid dye with similar spectral properties to SYBR green I and more stable during PCR conditions, storage, and handling. A combination of antibody modified DNA polymerase with the optimized EvaGen™ Green qPCR Master Mix eliminates the nonspecific amplification of DNA in PCR reactions.

Characterization Studies

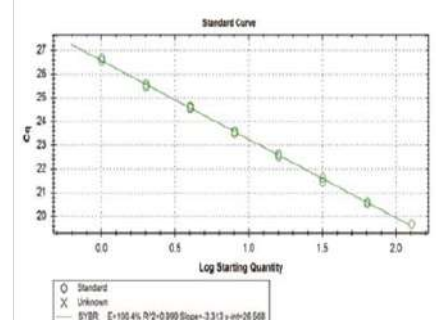
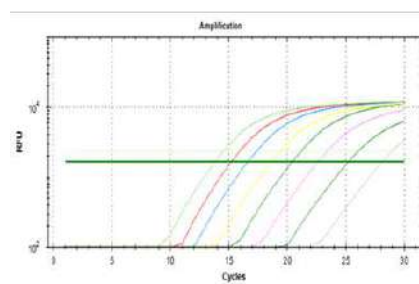
➤ Robust and consistent fluorescent signals

EvaGen™ Green qPCR Master Mix achieves robust, efficient, and consistent quantification with various concentrations of DNA and RNA templates. During each phase of DNA synthesis, the EvaGreen dye binds to the amplified PCR products and the amplicon can be quantified by its fluorescence signal.



➤ Accurate quantitation and high stability

EvaGen™ Green qPCR Master Mix showed accurate quantitation and high stability for PCR reactions with serial dilutions (10-fold) of templates.



ISO9001:2015



ISO13485:2016



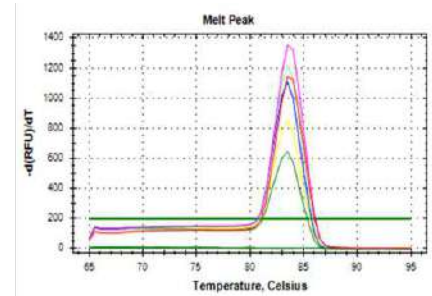
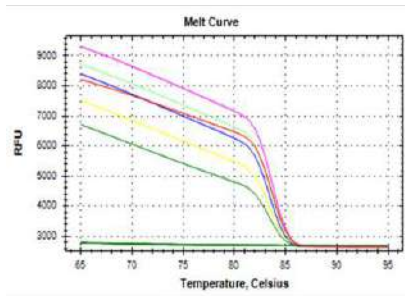
Contact us

Genei Laboratories Pvt Ltd.

- 📍 No.6, 6th Main
BDA Industrial Suburb
Near SRS Road, Peenya - 560058
- ☎ +91-080 2839 6894
+91-080 2839 1453
- ✉ techsupport@geneilabs.com
info@geneilabs.com
sales@geneilabs.com
www.geneilabs.com

➤ High resolution melt peaks

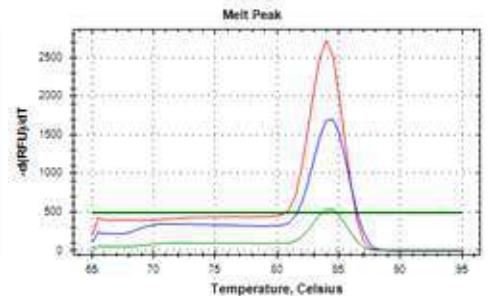
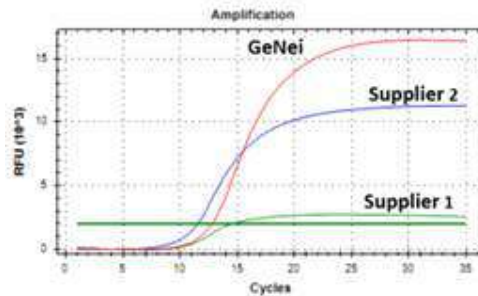
Melt curve analysis showed sharper and stronger DNA peak in the melt curve plot. Melt curve displays dissociation data from the amplicons of quantitative PCR runs with respect to change in temperature and fluorescence.



Comparative Studies

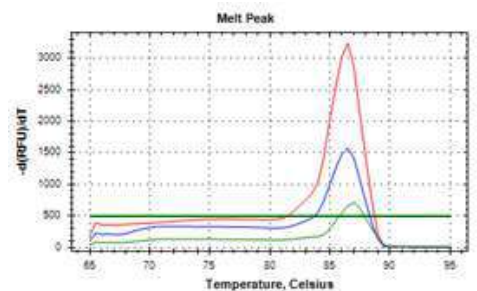
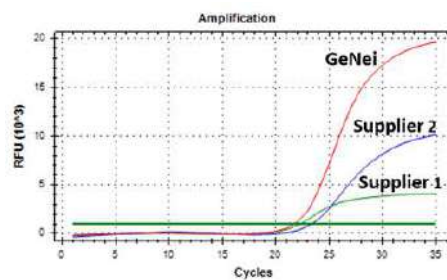
➤ E. coli gene amplification

EvaGen™ Green qPCR Master Mix showed high sensitivity and increased efficiency with low Ct value and stronger fluorescent signals. The relative fluorescence unit is higher for EvaGen™ Green qPCR Master Mix compared to commercials.



➤ Human gene amplification

EvaGen™ Green qPCR Master Mix showed improved amplification due to the presence of hot start DNA polymerase which reduces the non-specific amplification of low-copy number genes.



Ordering Information

Catalogue No.	PI No.	Product Description	Pack Size
0606100021730	MME61L	EvaGen™ Green qPCR Master Mix, 200rxns (200 x 25 µL rxns)	